

HEALTH WEALTH CAREER

FIN.05.001.M50 – Finance / Management Accounting

United States

Mon Nov 19 2018

MAKE TOMORROW, TODAY



CONTENTS

1. JOB DETAILS	3
2. BASE SALARY GRAPH	5
3. BASE SALARY TABLE	6
4. TOTAL CASH GRAPH	7
5. TOTAL CASH TABLE	8
6. BASE/BONUS MIX GRAPH	9
7. BASE/BONUS MIX TABLE	10
8. POSITION CLASS TABLE	11

SAMPLE

1

JOB DETAILS

FIN.05.001.M50 – Finance / Management Accounting

United States

Management Accounting (Cost & Budget) work focuses on internal management financial reporting, including both:

- Cost Accounting (allocating and analyzing direct and indirect costs, actual vs. budgeted cost variance analysis, etc.)

and

- Budget Accounting (developing and monitoring annual revenue/expense budgets for the purpose of controlling funds and measuring operating results)

The Senior Manager II (M5) career level typically exists in larger organizations with key operations or commercial functions in large domestic markets (e.g., China, US, Canada, Australia, etc.)

- In these cases, the Senior Manager II (M5) level exists as an additional management level between M4 and E1 accountable for a Commercial Function for a Domestic Zone (e.g., the East Coast of the US or Canada) encompassing multiple domestic regions.

OR

- A Key Operational Sub-Department for an entire country.
- Responsibilities typically include managing multiple teams led by Senior Managers and Managers.
- Owns short to mid-term (1-3 years) strategy execution and operational direction for the Domestic Zone Commercial Function or Key National Sub-Department.

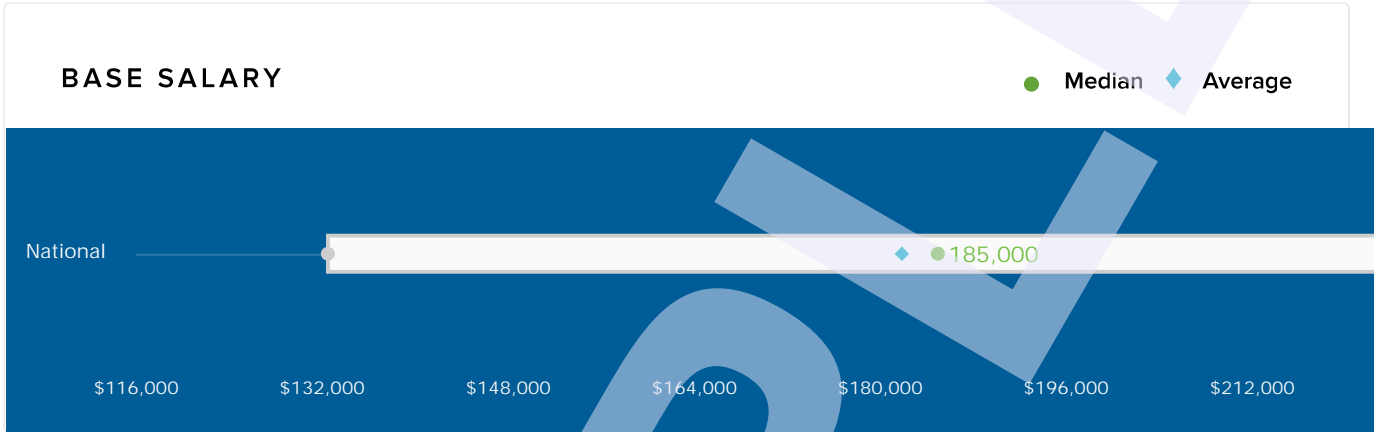
Survey materials and the data contained therein are copyrighted works owned exclusively by Mercer and may not be copied, modified, sold, transformed into any other media, or otherwise transferred in whole or in any part to any party other than the named subscriber, without prior

written consent from Mercer

SAMPLE

2

BASE SALARY GRAPH



SAMPLE

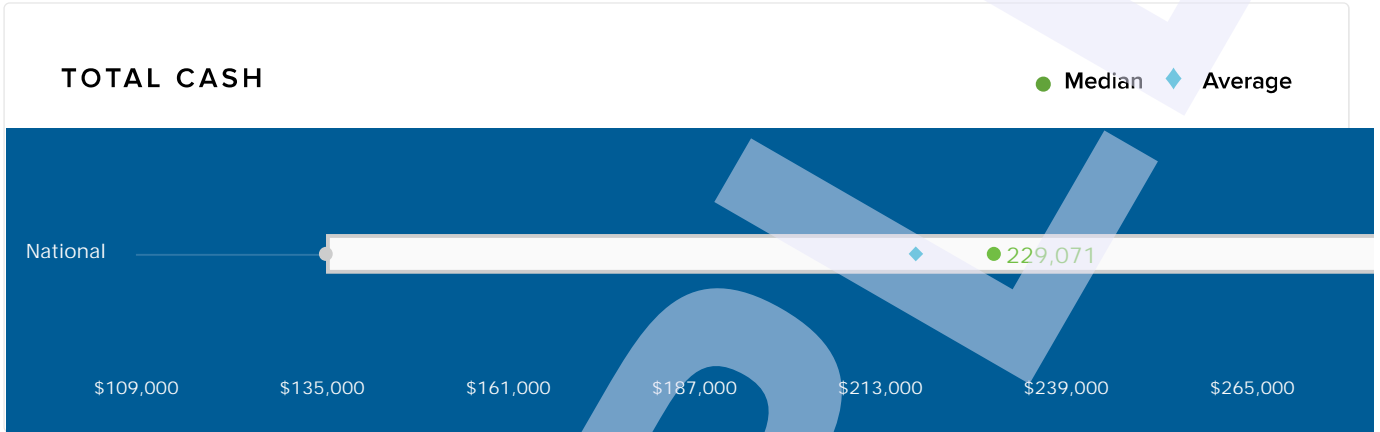
3

BASE SALARY TABLE

	ORGANIZATIONS	INCUMBENTS	25TH %ILE	MEDIAN	75TH %ILE	AVERA
National	5	5	\$132,500	\$185,000	\$229,859	\$181,94

4

TOTAL CASH GRAPH



SAMPLE

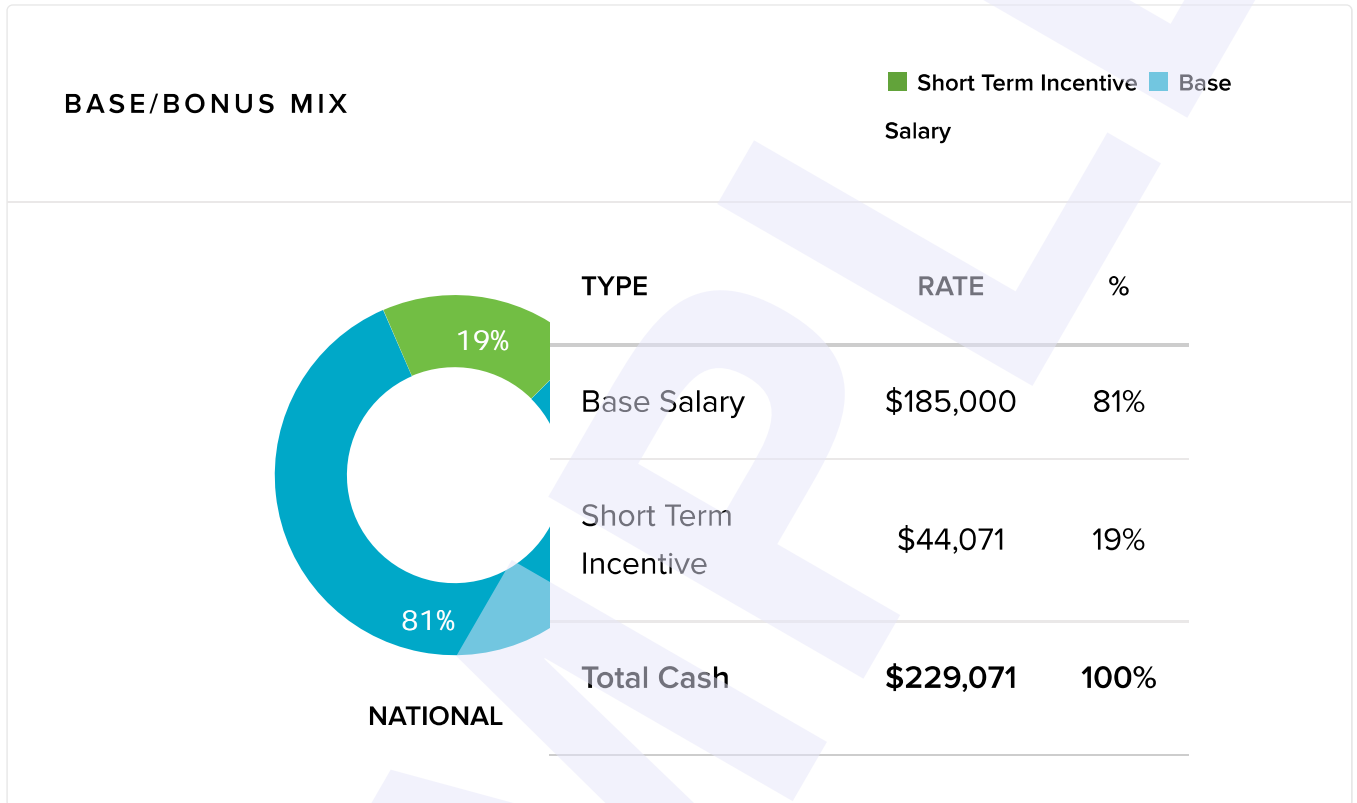
5

TOTAL CASH TABLE

	ORGANIZATIONS	INCUMBENTS	25TH %ILE	MEDIAN	75TH %ILE	AVERAG
National	5	5	\$135,582	\$229,071	\$294,772	\$217,95

6

BASE/BONUS MIX GRAPH



7

BASE/BONUS MIX TABLE

	ORGANIZATIONS	INCUMBENTS	BASE SALARY	SHORT TERM INCENTIVE	TOTAL CASH
National	5	5	\$185,000	\$44,071	\$229,071

8

POSITION CLASS TABLE

	ORGANIZATIONS	INCUMBENTS	25TH %ILE	MEDIAN	75TH %ILE	AVERAGE
BASE SALARY	—	—	—	—	—	—
TOTAL CASH	—	—	—	—	—	—

MERCER (US) INC.

1166 Avenue of the Americas

New York, NY 10036

www.mercer.com



SAMPLE